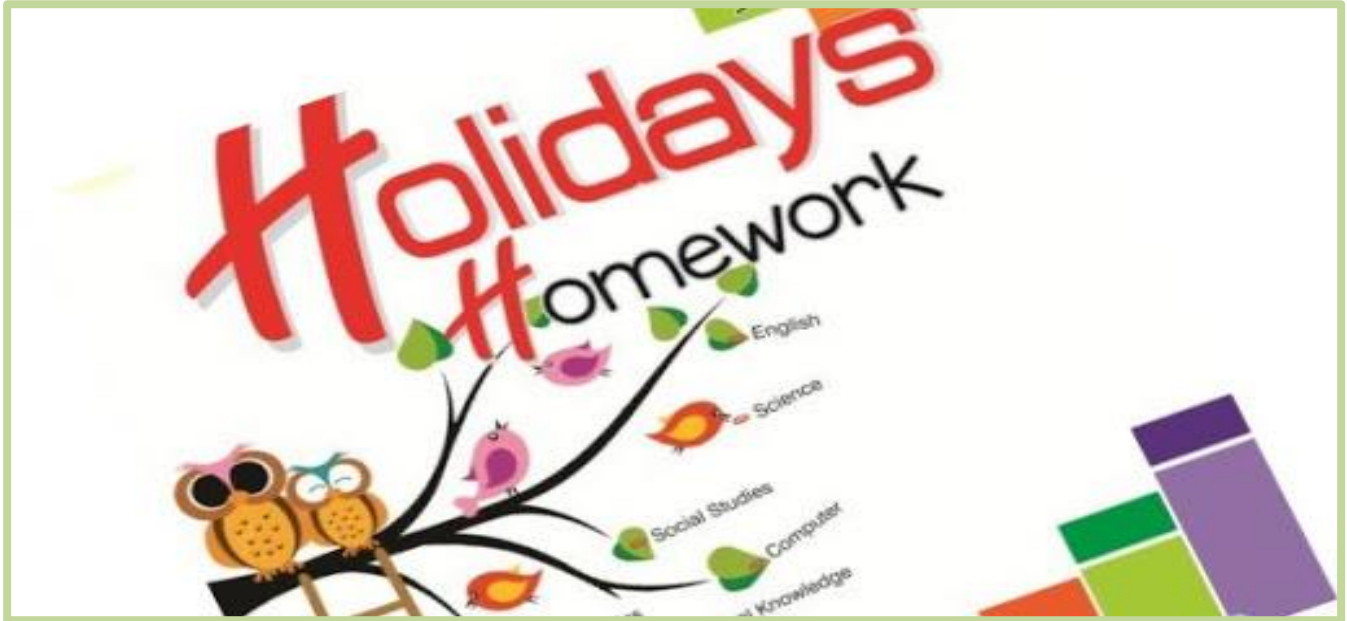


**TDI INTERNATIONAL SCHOOL
SUMMER HOLIDAYS HOMEWORK
SESSION-2021-22
CLASS-KG**



Instructions for the Holiday Homework:-

Note: -Holidays Homework carries marks; hence submission of work post vacation is compulsory for all students.

- Written Homework of all the subjects:- Hindi, English, EVS Mathematics is to be done as per the instructions.
- The Holiday work must be done in a very neat and presentable manner.
- The child will be assessed for the handwriting, presentation, neatness, completion of all the given instructions, indexing of the work.
- Enrich your vocabulary by learning the vocabulary words from Hindi & English textual books .

- Subject teachers have further imparted specific Instructions for their subjects. Before attempting the question you must read them thoroughly.
- Submit your work on Google classrooms

Do's and Don'ts for Summer Vacation

Do's:

- Wake up early and develop a morning routine.
- Do yoga, meditation or just a brisk walk.
- Start learning a new skill like painting, dance, music or public speaking.
- Read more-Challenge yourself to finish reading at least a couple of good books during the vacation.
- Help out your parents in family chores, and learn some useful skills.

Dont's

- Do not waste all your time to play video games and/or mobile games.
- Don't go out during the hours of peak sunshine. Try some interesting indoor activities.
- Do not oversleep, and do not let laziness take you over. Stay active during the vacations.

TDI INTERNATIONAL SCHOOL

CLASS- K.G

HOLIDAYS HOMEWORK



NAME.....

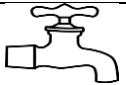
CLASS.....

Subject – English

Topic- Identify the picture and circle the word (vowel- 'a')



T A N O C A T L




S I N E V T A P



S A D I P O T W



L F R I D H A T



A F A N A R W A



J A M O P I G S



R E V A N A P B

Topic- Circle the rhyming word (vowel- 'a')

<i>Man</i>	<i>tag</i>	<i>pan</i>	<i>rat</i>
<i>Bat</i>	<i>rat</i>	<i>tag</i>	<i>pan</i>
<i>Lab</i>	<i>map</i>	<i>tab</i>	<i>can</i>
<i>Pad</i>	<i>sat</i>	<i>pan</i>	<i>bad</i>
<i>Cap</i>	<i>tap</i>	<i>tag</i>	<i>van</i>
<i>Dam</i>	<i>ran</i>	<i>tap</i>	<i>ram</i>

Topic- Match the picture with word(vowel- 'a')



Pan



Tag



Hat















Sad



Tap

Topic- Initial Alphabet (vowel- 'a')

Look at the pictures and write the beginning sounds.

 an	 at	 an
 ag	 at	 at
 ax	 ap	 am
 ag	 ag	 am

Topic- Circle the correct word (vowel- 'a')

Name: _____

Color the Word



cat

cab



ran

ram



van

vam



fat

fan



nab

nap



man

map



can

cat



hat

ham



jam

jan



wag

vap



ban

bat



pan

pat

Topic- Circle the correct word (vowel- 'a')

	sat		pad
	sad		pax
	sak		pas
	nap		mat
	naf		mav
	nas		map
	bar		tap
	bab		tat
	bat		tab
	cap		hap
	cat		had
	cav		hat

विषय - हिंदी

चित्रों में रंग भरें तथा उनके नाम याद करें ।

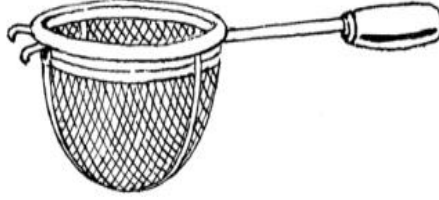
छ से



छतरी




छत्ता



छलनी




छल्ला



छत



छड़ी




छिपकली

चित्रों में रंग भरें तथा उनके नाम याद करें ।

ज

से



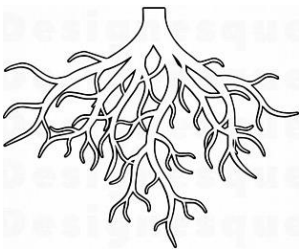
जहाज



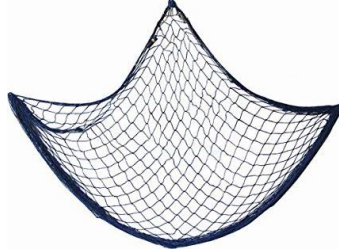
जग




जलपरी



जड़



जाल



जूता

चित्रों में रंग भरें तथा उनके नाम याद करें ।

ज

से



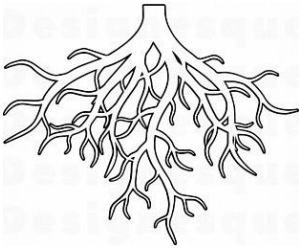
जहाज



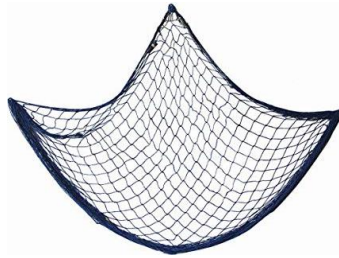
जग




जलपरी



जड़

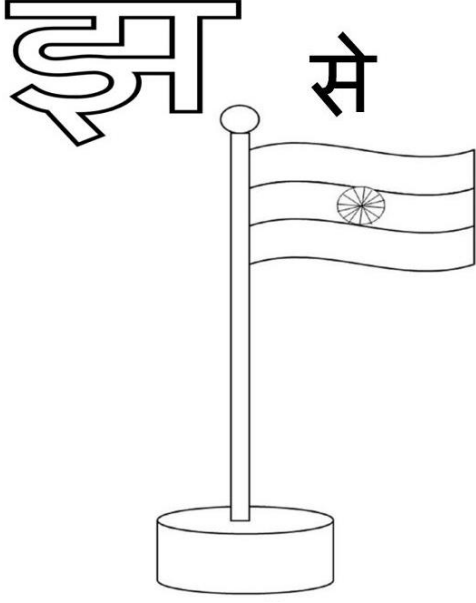


जाल



जूता

चित्रों में रंग भरें तथा उनके नाम याद करें ।



झंडा



झगड़ना




झूला




झमझम

(पानी बरसने की आवाज़)







झरना






झरोखा


जिन चित्रों का नाम 'छ' से शुरू होता है उन्हें व्यंजन से मिलाएं और उन चित्रों में रंग भरें।





जिन चित्रों का नाम 'घ' से शुरू होता है उन्हें व्यंजन से मिलाएं और उन चित्रों में रंग भरें।



घ



चित्र को पहचान कर व्यंजन से मिलाएं।



ग

ज

घ

च


झ

Subject - Mathematics


LONG vs SHORT

Tick the long vehicle and cross out the short vehicle in each

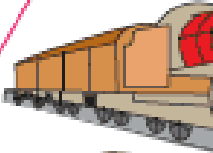

1






2




3




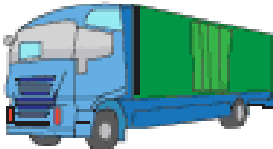
4







5



6




7





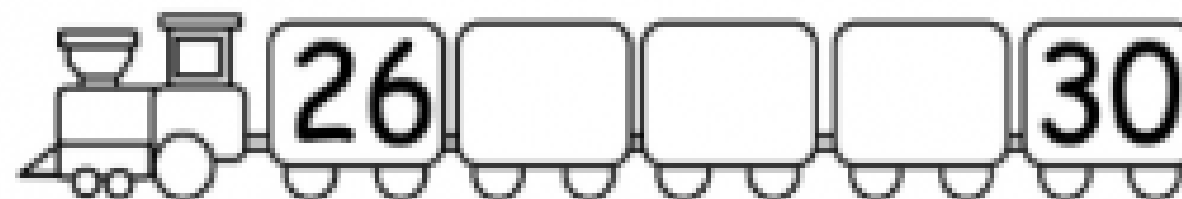
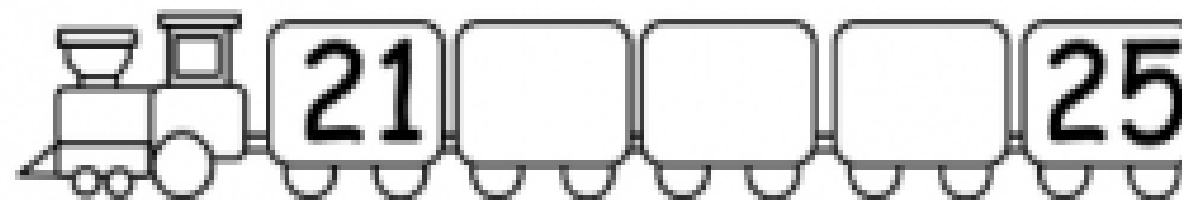
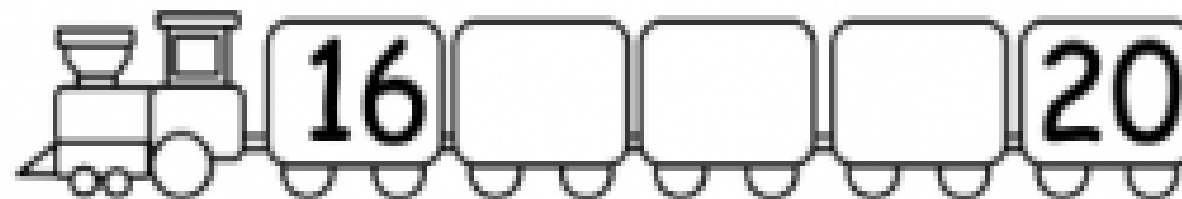
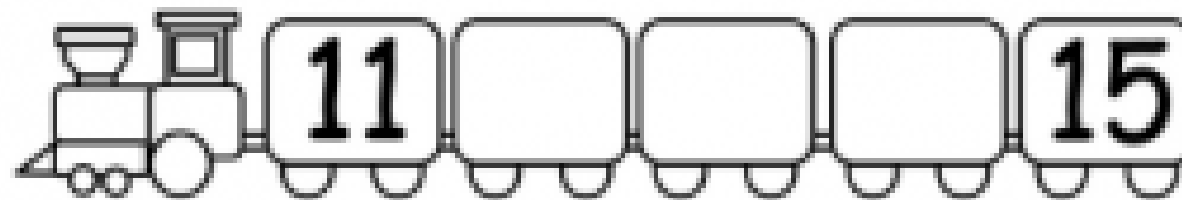
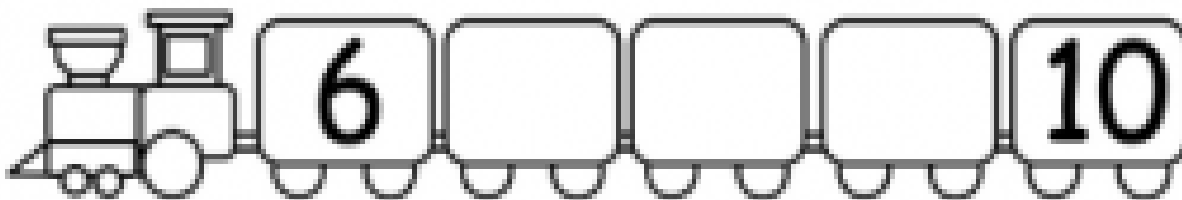
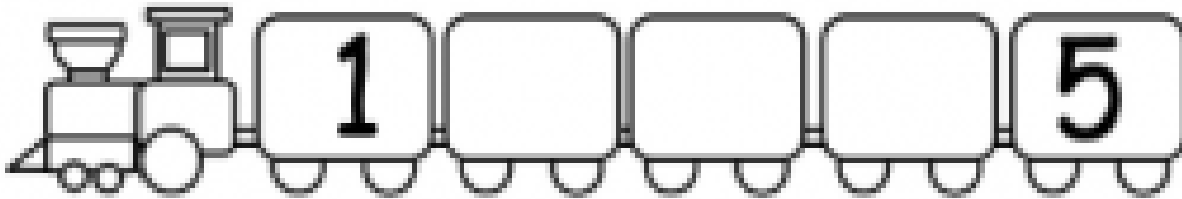
Find & Count Name _____ Sea Creatures

Directions: Choose a color for each sea creature. Find and color each one. Then count and write how many you found. Circle the one you found the most of.

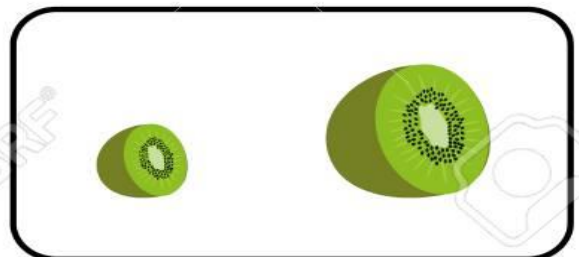


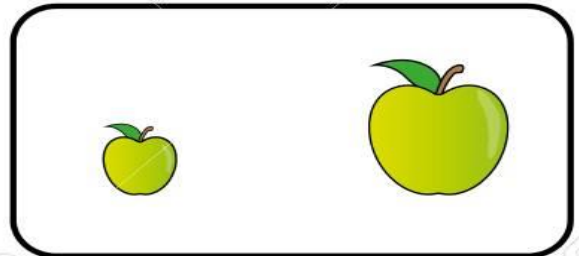







Number Trains

Write the missing numbers in each row.



Big & Small
circle the small fruits



Name: _____

Date: _____

Fill in the Missing Numbers



33		35
----	--	----

23		25
----	--	----

20		22
----	--	----

35		37
----	--	----

34		36
----	--	----

30		32
----	--	----

21		23
----	--	----

36		38
----	--	----

38		40
----	--	----

27		29
----	--	----

26		28
----	--	----

31		33
----	--	----









25		27
----	--	----

39		41
----	--	----

28		30
----	--	----

24		26
----	--	----


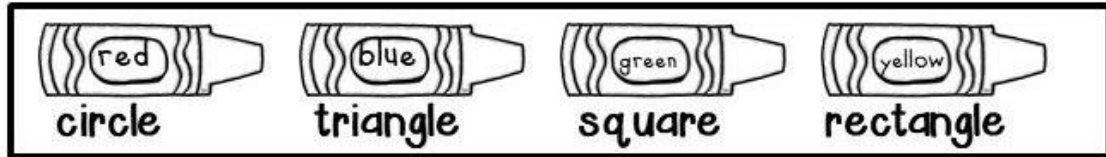
Write each missing number.



Name: _____

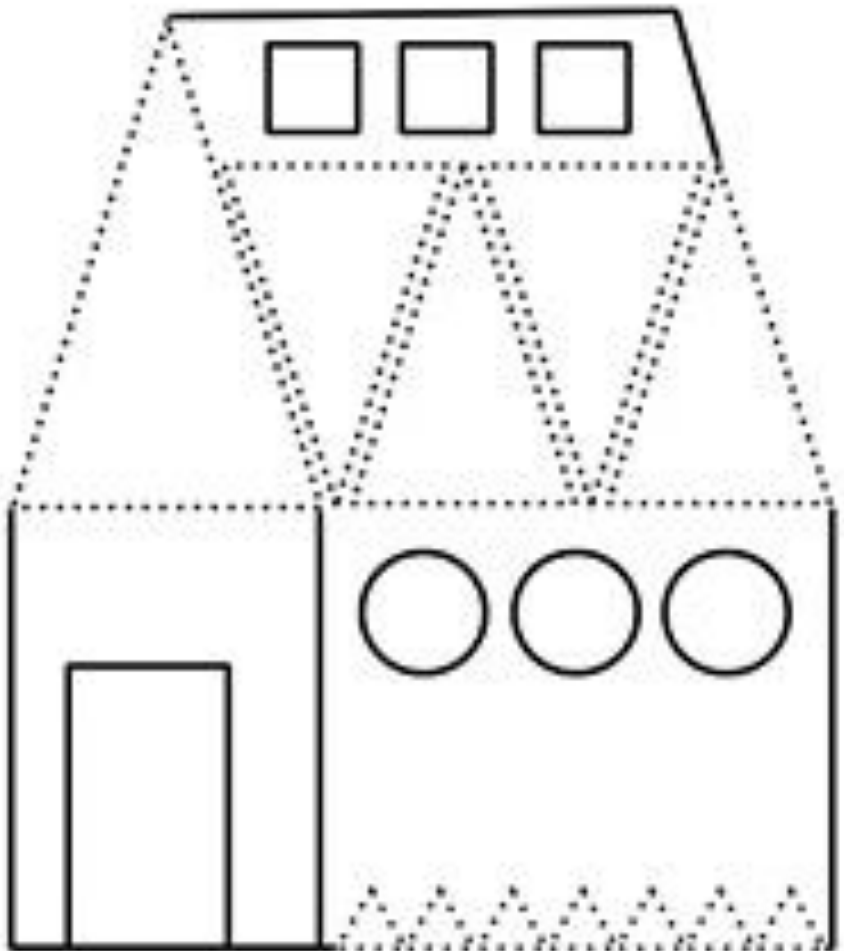
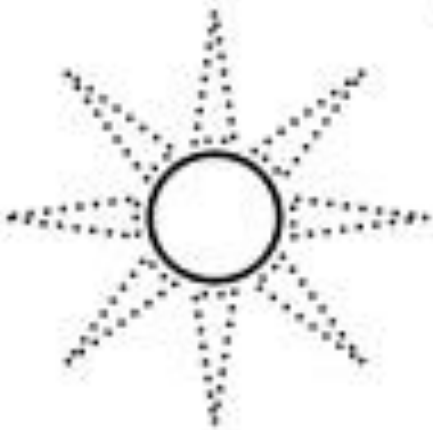
I know my SHAPES

Color the pictures using the code. Count each shape.

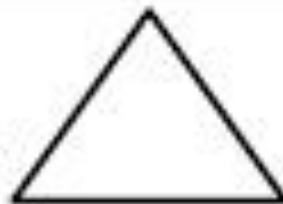


Triangle Shape

Find. Trace. Color. Count.





How many triangle shapes do you see?


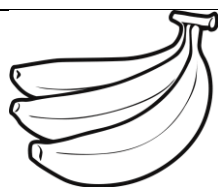


COLOUR THE PICTURES




RED



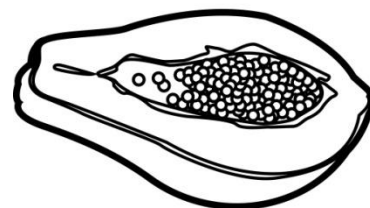
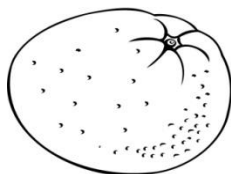
YELLOW




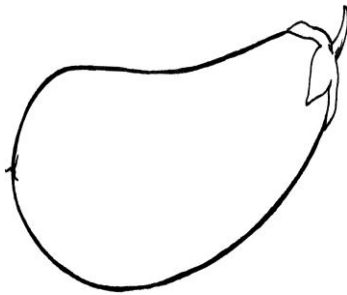

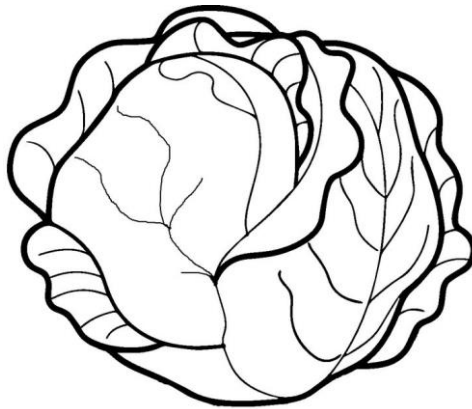


GREEN




ORANGE




COLOUR ONLY GREEN VEGETABLES



COLOUR THE GIVEN PICTURE



COLOUR THE GIVEN PICTURE



Complete page no. 8, 10,11,17 and 20 in Art book

Back To School!

