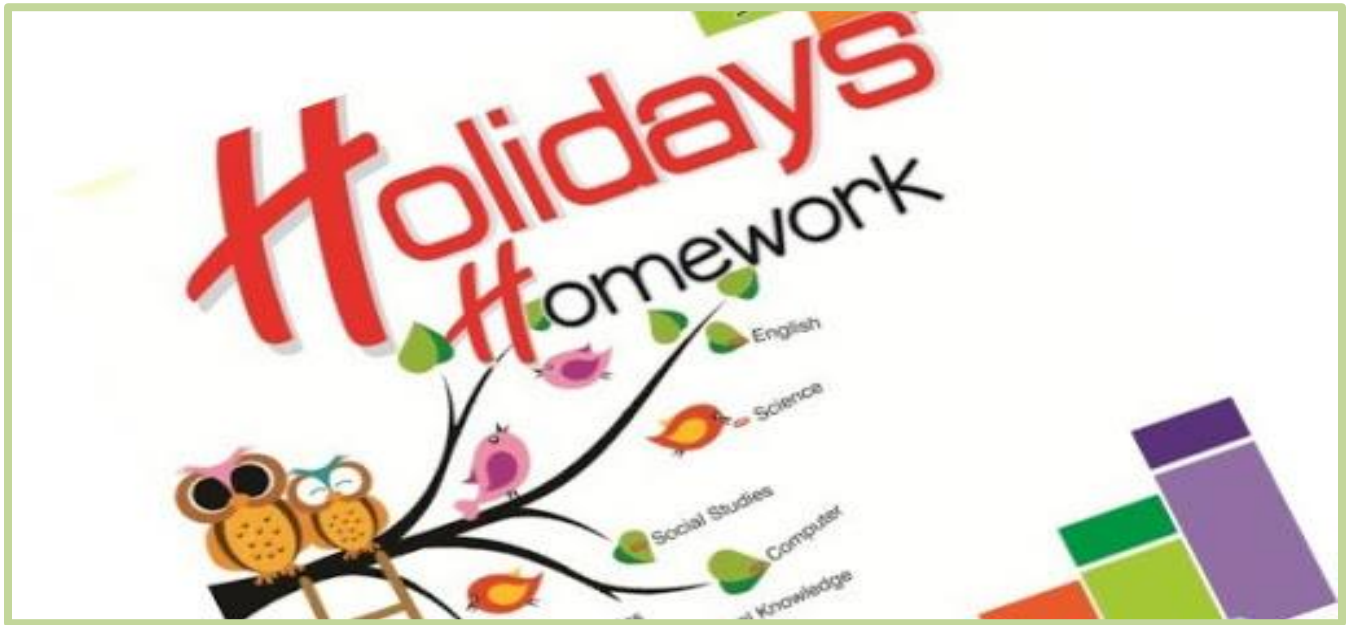


**TDI INTERNATIONAL SCHOOL
SUMMER HOLIDAYS HOMEWORK
SESSION-2021-22
CLASS-II**



Instructions for the Holiday Homework:-

Note: -Holidays Homework carries marks; hence submission of work

post vacation is compulsory for all students.

- Written Homework of all the subjects:- Hindi, English, Science, Mathematics, Social Science is to be done as per the instructions.
- The Holiday work must be done in a very neat and presentable manner.
- The child will be assessed for the handwriting, presentation, neatness, completion of all the given instructions, indexing of the work.
- Enrich your vocabulary by learning the vocabulary words from Hindi & English textual books.

- Subject teachers have further imparted specific Instructions for their subjects. Before attempting the question you must read them thoroughly.
- Submit your work on Google classrooms

Do's and Don'ts for Summer Vacation

Do's:

- Wake up early and develop a morning routine.
- Do yoga, meditation or just a brisk walk.
- Start learning a new skill like painting, dance, music or public speaking.
- Read more-Challenge yourself to finish reading at least a couple of good books during the vacation.
- Help out your parents in family chores, and learn some useful skills.

Dont's

- Do not waste all your time to play video games and/or mobile games.
- Don't go out during the hours of peak sunshine. Try some interesting indoor activities.
- Do not oversleep, and do not let laziness take you over. Stay active during the vacations.

TDI International School
Session (2021-22)
Class-II
Summer Holidays Homework

Dear Students

As the summer holidays begin, make sure that you spend time with your family members and complete your holidays homework and make a note of all the points mentioned below.

I wish you all happy and safe summer holidays.

Points to be noted:

- Do all the activities mentioned below during your vacations.
- Original drawings/ illustrations and creative use of material will be appreciated.
- Play simple games like Scrabble, chess, word building, brainvita etc at home.
- Assign yourself a permanent work place and work time so as to bring discipline in your life.
- Practice good manners. Respect your elders and love the ones who are younger.
- Try to Speak in English.
- Read the books in English and Hindi language both.
- Do loud reading, handwriting, and dictation practice on daily basis.

Warm regards

Class teacher

Fun activity

Summer Time

The crossword puzzle is set within a decorative border. The grid consists of white squares for letters and black squares for empty space. The clues are as follows:

- 1. Down: 10 letters
- 2. Across: 10 letters
- 3. Down: 3 letters
- 4. Across: 4 letters
- 5. Down: 5 letters
- 6. Across: 6 letters
- 7. Down: 7 letters
- 8. Across: 8 letters
- 9. Down: 9 letters
- 10. Across: 10 letters

The illustrations include a hot air balloon (9), a smiling sun wearing sunglasses (10), a bird (4), a palm tree (5), a tube of sunscreen labeled 'SFSO' (7), a slice of watermelon (2), a watermelon (3), a parrot (1), a cocktail (8), and an airplane (6). There are also several clouds scattered throughout the scene.

Legend:


- 1. Parrot
- 2. Watermelon
- 3. Whale
- 4. Bird
- 5. Palm
- 6. Airplane
- 7. Sunscreen
- 8. Cocktail
- 9. Skydiving
- 10. Sun

Topic- Nouns

Name: - _____

Worksheet-1

Nouns

 **Directions:** Look for the underlined noun in each sentence. Tell if the noun is a person, place, or thing.

1. The museum is closed on Sunday. place
2. The car was parked in front of the house. _____
3. She was trying to catch the ball. _____
4. I could not see the boy in the crowd. _____
5. Chips are my favorite snack. _____
6. I checked out two books from the library. _____
7. My teacher is very nice to the class. _____
8. We watched the last leaf fall. _____
9. He left his backpack at the school. _____
10. The doctor gave me a sucker. _____

Topic- Nouns

Name: - _____

Worksheet -2

Underline the nouns in the sentences below.


1. A monkey is sitting on a branch of the tree. (3 nouns)
2. There is a bridge over the stream. (2 nouns)
3. The pen is in his pocket. (2 nouns)
4. A teacher is teaching the class in school. (3 nouns)
5. The pilot is in the jet. (2 nouns)
6. The boy saw the wolf. (2 nouns)
7. The wolf is near the sheep. (2 nouns)
8. The farmer is in his farm. (2 nouns)

Topic- Proper nouns

Name: - _____

Worksheet-3

Proper Nouns

 Directions: Write the names of your classmates and teacher to answer these questions. Begin each name with a capital letter.

-
1. Who is your teacher? _____
 2. Who sits next to you? _____
 3. Who has long hair? _____
 4. Who has short hair? _____
 5. What is your name? _____
 6. Who likes to read books? _____
 7. Who likes to play at recess? _____
 8. Who is your best friend? _____

Topic- Singular and Plural nouns

Name: - _____

Worksheet-4

Singular and Plural Nouns

A singular noun names one person, place, or thing.

example: One dog barked last night.

A plural noun names more than one person, place or thing.

example: Three dogs barked last night.

Add an s to many singular nouns to make them plural.

Directions: Write the plural form of the singular noun.

1. table _____

2. friend _____

3. spoon _____

4. hat _____

5. phone _____

6. lamp _____

7. cow _____

8. teacher _____

9. car _____

10. park _____

11. plant _____

12. toy _____

13. book _____

14. zebra _____

15. rock _____

16. store _____

Worksheet-5
Topic- Comprehension

Name: - _____

Clancy the Clown

Clancy the clown is a funny guy.

Clancy is his stage name.

His real name is Robert.

He likes to make children

laugh. He wears extra-large shoes, striped grey pants and a polka dot blue shirt with large white dots. He wears a lot of makeup so his eyes look big. He also has a fake bright red nose. It glues on.



1. Clancy the clown is _____.
2. His _____ is Robert.
3. He likes to make _____ laugh.
4. He wears a lot of makeup so _____ look big.
5. He also has a fake bright _____.

Worksheet-6
Topic- Comprehension

Name: - _____

Oranges

Oranges grow on trees. They are a type of fruit. The orange tree is a fruit tree. Oranges are extremely healthy. They have a lot of *Trucker Tummy* vitamin C. In Thailand many people drink fresh orange juice every day. It tastes very yummy. I prefer 100% freshly pressed orange juice with no added sugar. It is healthiest.










1. Oranges grow on _____.
2. They have a lot of _____.
3. Many people drink fresh _____ every day.
4. Oranges are extremely _____.
5. They have _____ vitamin C.

Subject- Hindi

Worksheet-1

वर्णमाला
अ से झ तक

वर्णमाला पूरी करें :-

अ	_____	_____	इ	_____	_____	
ए	_____	_____	उ	_____	अं	
क	_____	_____	ख	_____	ड	
_____	छ	ज	_____	झ		
_____	_____	_____	ढ	ण		
त	_____	_____	न	_____		
प	_____	_____	_____	_____		
_____	_____	_____	व	_____		
श	_____	_____	_____	_____		
_____	_____	ज	_____	_____		

Worksheet-2

Name: - _____

■ खाली स्थान भरकर वाक्य पूरे कीजिये -

- (i) आज रविवार है तो कल होगा _____।
- (ii) मंगलवार _____ से पहले आता है।
- (iii) एक दिन में _____ घंटे होते हैं।
- (iv) साल का सबसे छोटा महीना _____ होता है।
- (v) मार्च में _____ दिन होते हैं।
- (vi) साल में _____ महीने होते हैं।
- (vii) साल का पहला महीना _____ होता है।
- (viii) गुरुवार को _____ भी कहते हैं।

— दिनों के नाम लिखिए -

- (i) _____
- (ii) _____
- (iii) _____
- (iv) _____
- (v) _____
- (vi) _____
- (vii) _____

Worksheet-3

Name: - _____

सज्ञा

नीचे लिखे वाक्यों में से सज्ञा शब्द
रेखांकित करें-

क - बच्चे गेद से खेल रहे हैं।



ख - टेबल पर किताब रखी है।



ग - समीर केला खा रहा है।

घ - माँ घर पर है।



च - बगीचा में सुंदर फूल हैं।

छ - अदिती पढ़ाई कर रही है।



Worksheet-4

Name: - _____

प्र०1. संज्ञा शब्द लिखकर वाक्य पूरे करो -

मेरा नाम _____ है ।

मैं _____ में रहता हूँ ।

_____ मेरा मनपसन्द खिलौना है ।

मुझे _____ रंग पसंद है ।

मेरे मित्र का नाम _____ है ।


प्र० 2. सोचकर तीन-तीन नाम लिखिए :-

व्यक्ति	पशु	वस्तु	स्थान

Worksheet-5

Name: - _____

प्र०1. नीचे दिए चित्र में दिखाई देने वाली चीज़ों के नाम लिखिए ।



प्र० 2. सही शब्द पर ✓ का निशान लगाइए :-

व्यक्ति का नाम -	हाथी	भालू	राम
फल का नाम -	आम	आलू	मटर
चीज़ का नाम -	कुर्सी	रमा	कबूतर

Worksheet-6

Name: - _____

सज्ञा

बोर्ड में से शब्द चुनकर, सही शिर्षक के सामने लिखें-



बेगन	शनिवार
मुंबई	
मार्च	आलू
बुधवार	
दिल्ली	जून

शहर _____

महीना _____

सब्जी _____

दिन के नाम _____

Subject- Mathematics

Worksheet-1 Topic- Addition

Name: - _____

Addition with Regrouping

$$\begin{array}{r} 246 \\ +483 \\ \hline \end{array}$$

$$\begin{array}{r} 509 \\ +287 \\ \hline \end{array}$$

$$\begin{array}{r} 452 \\ +356 \\ \hline \end{array}$$

$$\begin{array}{r} 225 \\ +846 \\ \hline \end{array}$$

$$\begin{array}{r} 349 \\ +375 \\ \hline \end{array}$$

$$\begin{array}{r} 463 \\ +472 \\ \hline \end{array}$$

$$\begin{array}{r} 487 \\ +357 \\ \hline \end{array}$$

$$\begin{array}{r} 225 \\ +292 \\ \hline \end{array}$$

$$\begin{array}{r} 597 \\ +290 \\ \hline \end{array}$$

$$\begin{array}{r} 326 \\ +448 \\ \hline \end{array}$$

$$\begin{array}{r} 439 \\ +329 \\ \hline \end{array}$$



Worksheet-2
Topic- Addition

Name: - _____

3-Digit Addition Without Regrouping

✍ Directions: Find the sums.

$$\begin{array}{r} 523 \\ +374 \\ \hline \end{array}$$

$$\begin{array}{r} 456 \\ +243 \\ \hline \end{array}$$

$$\begin{array}{r} 364 \\ +522 \\ \hline \end{array}$$

$$\begin{array}{r} 291 \\ +707 \\ \hline \end{array}$$

$$\begin{array}{r} 170 \\ +829 \\ \hline \end{array}$$

$$\begin{array}{r} 632 \\ +335 \\ \hline \end{array}$$

$$\begin{array}{r} 803 \\ +096 \\ \hline \end{array}$$

$$\begin{array}{r} 120 \\ +636 \\ \hline \end{array}$$

$$\begin{array}{r} 535 \\ +444 \\ \hline \end{array}$$

$$\begin{array}{r} 733 \\ +266 \\ \hline \end{array}$$

$$\begin{array}{r} 208 \\ +591 \\ \hline \end{array}$$

$$\begin{array}{r} 282 \\ +617 \\ \hline \end{array}$$

$$\begin{array}{r} 639 \\ +330 \\ \hline \end{array}$$

$$\begin{array}{r} 164 \\ +534 \\ \hline \end{array}$$

$$\begin{array}{r} 868 \\ +121 \\ \hline \end{array}$$

$$\begin{array}{r} 166 \\ +210 \\ \hline \end{array}$$

$$\begin{array}{r} 825 \\ +164 \\ \hline \end{array}$$

$$\begin{array}{r} 907 \\ +091 \\ \hline \end{array}$$

$$\begin{array}{r} 550 \\ +220 \\ \hline \end{array}$$

$$\begin{array}{r} 732 \\ +145 \\ \hline \end{array}$$

$$\begin{array}{r} 663 \\ +206 \\ \hline \end{array}$$

$$\begin{array}{r} 349 \\ +340 \\ \hline \end{array}$$


$$\begin{array}{r} 763 \\ +133 \\ \hline \end{array}$$

$$\begin{array}{r} 880 \\ +117 \\ \hline \end{array}$$

$$\begin{array}{r} 114 \\ +685 \\ \hline \end{array}$$

Worksheet-3
Topic- Addition

Name: - _____



green

8,4,13



yellow

9,15,



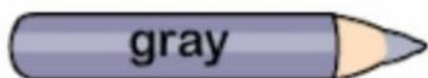
pink

10,6,



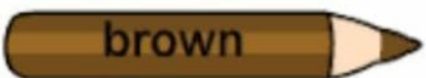
blue

16,11



gray

12,5,14




brown

7,3

Worksheet-4



Topic- Addition



Name: - _____







SHOPPEE



* Surjeet wants to buy some school supplies for his son. Can you find the prices of the items he wants and total them up for him?



 140
 21

 34
 22



 12
 16



 43
 62


 16
 + _____



 34
 + 62



 96



 16
 + 43



 + _____










 + _____


 + _____


 + _____


 + _____


 + _____
 + _____


 + _____
 + _____


Worksheet-5
Topic- Mental Maths

Name: - _____

Mental Math



Number	10 More	10 Less	100 More	100 Less
476				
261				
852				
758				
663				
329				
165				

Worksheet-6

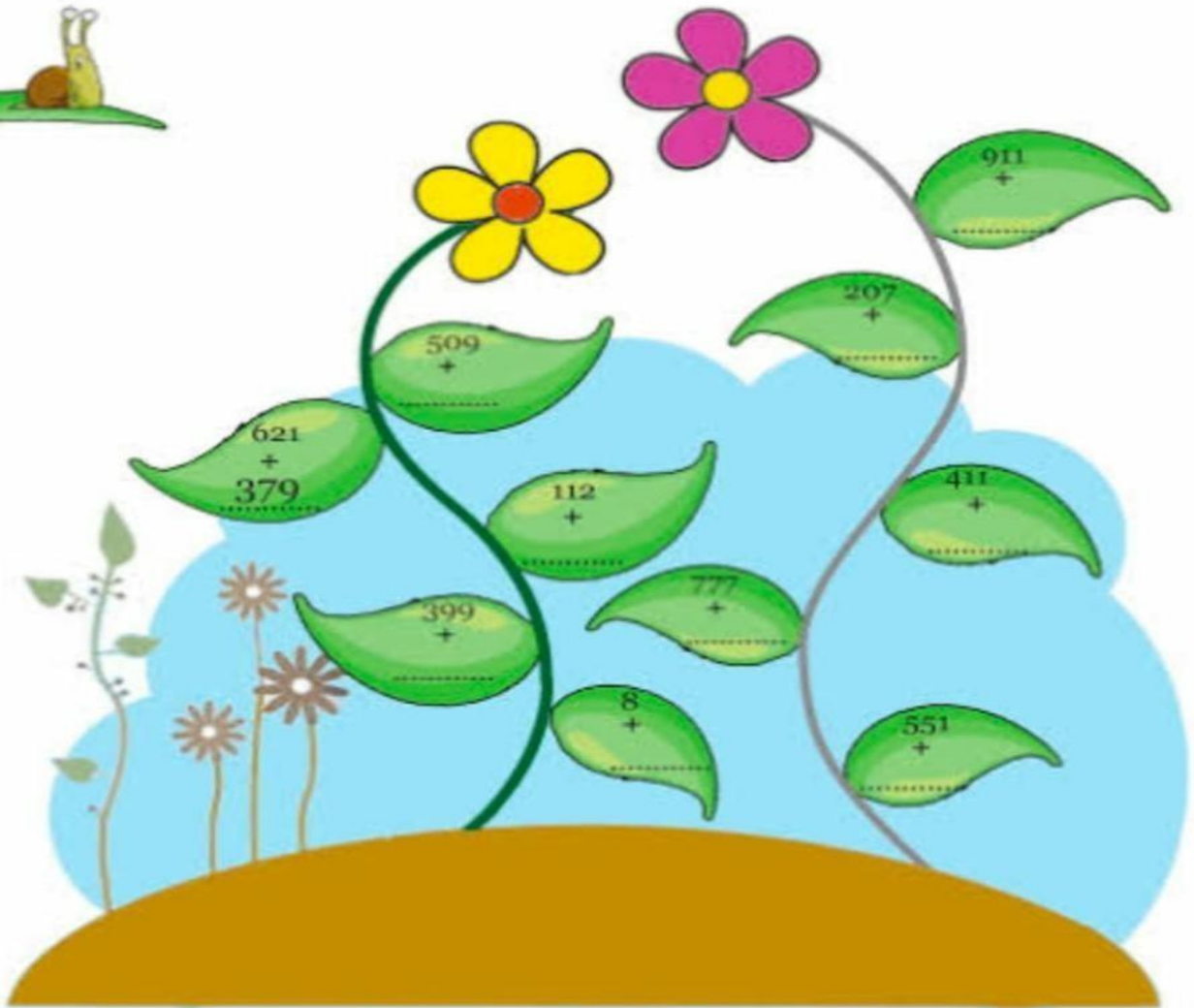
Topic- Addition Activity

Name: - _____



THE CENTURY PLANT

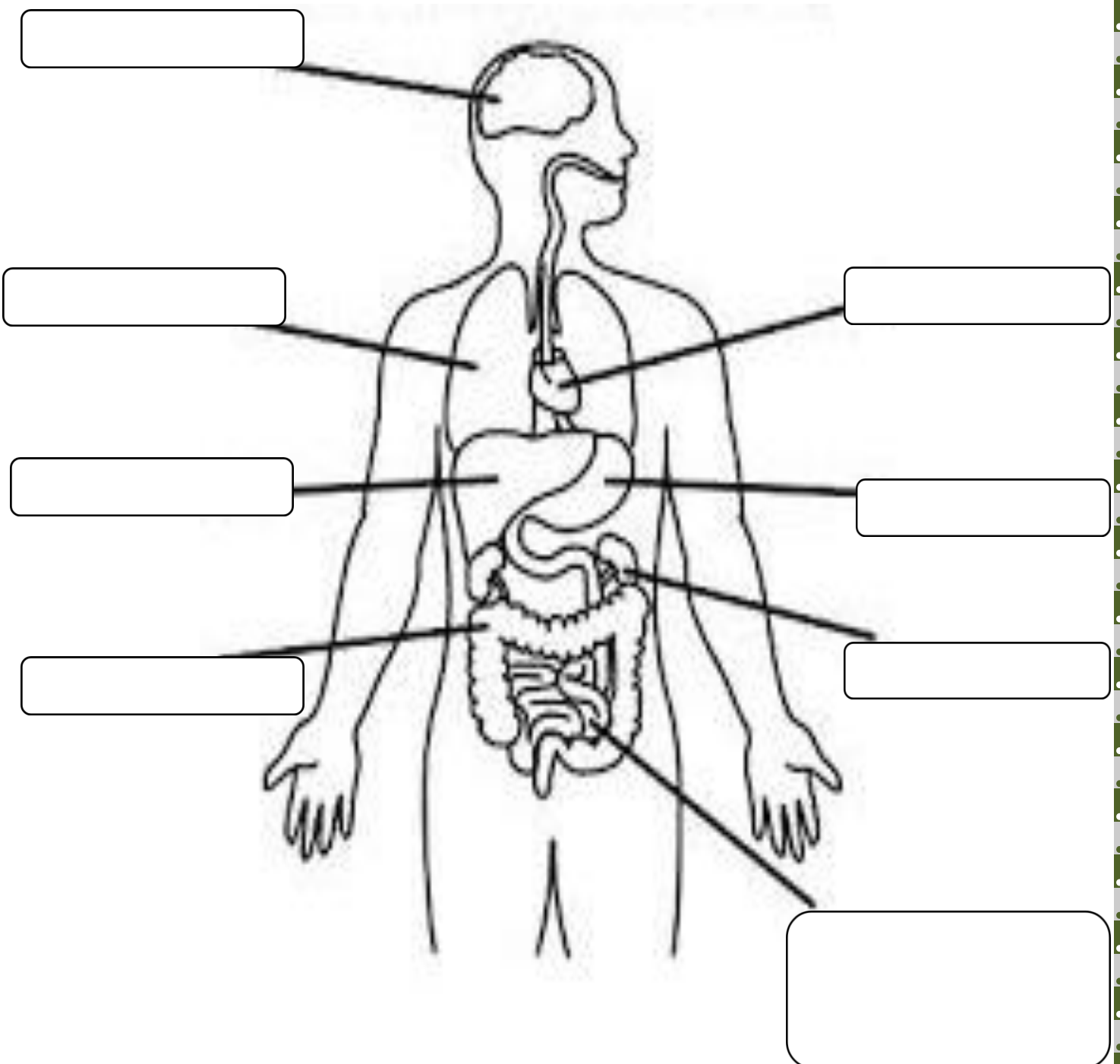
- The century plant is a strange plant. It
- has 2 numbers on its leaves such that their
- sum is always 1000. Find the missing
- numbers on all leaves?



Subject- E.V.S.
Worksheet-1
Topic- My Body

Name: - _____





Q-I Label the picture with internal organs :



Worksheet-2
Topic- My Body

Name: - _____

Q I. Name the following internal organs and their functions :

i.		_____ _____ _____
ii.		_____ _____ _____
iii.		_____ _____ _____
iv.		_____ _____ _____

Q II. Fill in the blanks using given words :

Heart Lungs Brain Intestines Stomach

Your _____ sends blood around your body to all of your other organs.

Your _____ helps you to digest food that you have eaten.

Your _____ send oxygen into your blood stream.







The _____ take all of the good things out of the food you have eaten, like vitamins.









Worksheet-3
Topic- Growing up

Name: - _____

Q I Complete the life cycle of a plant by cutting and pasting the given pictures :

<p>Fruit</p> 	<p>Seed</p> 	<p>Sprout</p> 
<p>Flower</p> 	<p>Plant</p> 	<p>Seedling</p> 









Worksheet-3
Topic- Our food

Name: - _____

Q I Paste the pictures in the given boxes as directed :

Food that come from plants



Food that do not come from plants





apple



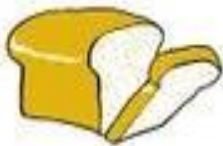
eggs



cherries



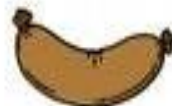
bacon



bread



banana



sausage



strawberries



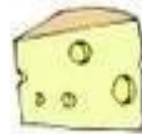
pear



carrot



peas



cheese

Worksheet-4
Topic- Our Food

Name: - _____

Write inside the circles the number that represents each food and drinks Name.

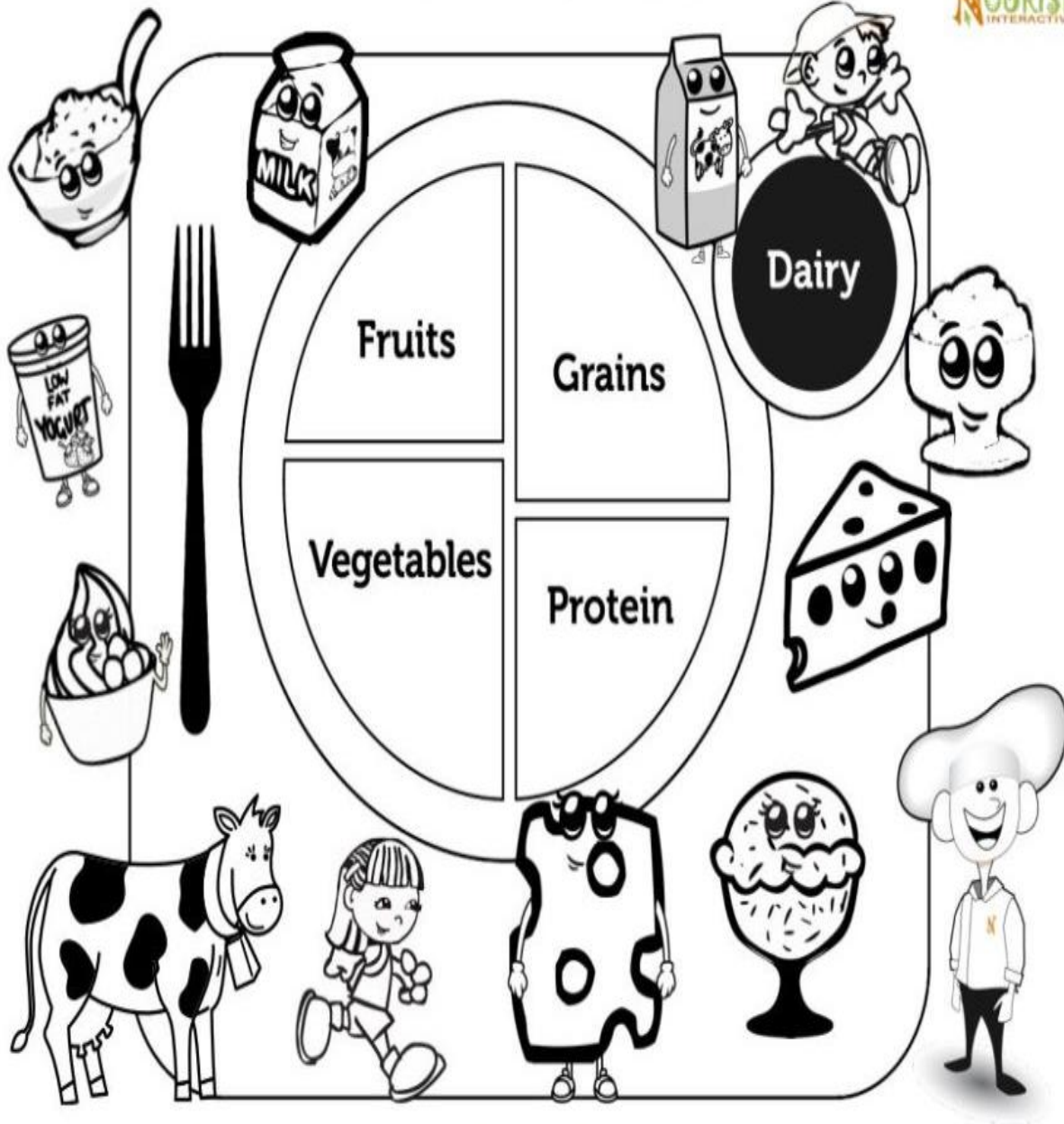
1. Juice.
2. Beer.
3. Water.
4. Milk.
5. Meat.
6. Chicken.
7. Fish.
8. Pizza.
9. French Fries.
10. Cheese.
11. Apple.
12. Strawberry.
13. Grapes.

Worksheet- 5
Topic- My Body

Name: - _____

Color the picture beautifully:

Color MyPlate with Dairy Coloring Page




Subject- General Knowledge
Worksheet-1
Topic- Shapes

Name: - _____

Count and write the number of shapes , also color the picture :

Hello friends, My Name is
Micky. Make me colorful



_____ circles

_____ rectangles

_____ squares

_____ triangles

My face has:

_____ circles

_____ triangles

_____ squares

My arms are:

My body is a:

My legs are:


My feet are:

Worksheet-2
Topic- Sight words

Name: - _____

Color By Sight Word



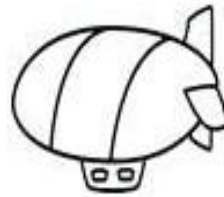

are- green want- red come- white



Worksheet-3
Topic- Transport

Name: - _____

Name _____ Following Directions: Travel



1. Color the plane green.
2. Color the car orange.
3. Color the hot air balloon yellow.
4. Color the train black.
5. Color the boat blue.
6. Color the blimp purple.
7. Color the bike red.
8. Color the helicopter brown.

Subject: Computers

Name: _____ Roll no: _____

A. Name the following

1. A computer which is small like a briefcase.

2. A computer which you can keep in your pocket.

3. A computer which is kept on the table.

4. Four places where you see a computer.

B. Different types of Input Devices are:

a. EYKDAOB

b. SUOME

Subject- Art and Craft

Name: - _____


Q I. Color the picture beautifully and paste broom sticks on the roof of the Hut and dry leaves in bushes :



Subject- Art and Craft

Name: - _____

Cut the smileys given below and paste them in the circle :



Subject- Art and Craft

Name: - _____

Q 1. Draw a free hand drawing of a butterfly using hand or foot printing. Do this in your art file

Q 2. Draw a garden evening scene by drawing flowers, bushes and butterflies, using material like pista covers, sparkle, buttons, etc. on A3 size sheet